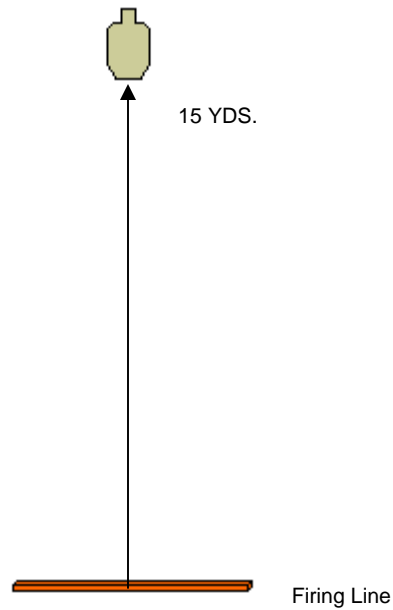


3-POSITION Ver. 2



START: ON FIRING LINE, FACING DR, SURRENDER POSITION.

PROCEDURE: ON GO, DRAW AND ENGAGE T1 W/7 ROUNDS ONLY STANDING, THEN MANDATORY RELOAD; THEN ENAGAGE T1 W/7 ROUNDS ONLY KNEELING, THEN MANDATORY RELOAD; THEN ENGAGE T1 W/7 RDS ONLY PRONE.

TARGET SETUP, BOM:

1 W-B CARDBOARD AT 15 YDS.

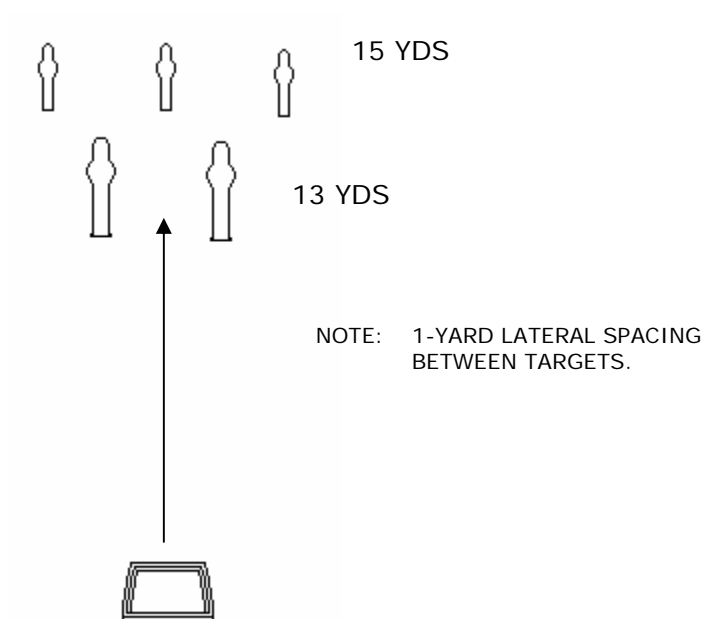
SCORING: TIME

PENALTIES: 5 SEC PROCEDURAL, 5 SEC EXTRA SHOT; ADD 1 SEC FOR EACH POINT LESS THAN **84**.

OPTIONS, REMARKS: DP MAY BE ADJUSTED PER CRPC RULEBOOK.

RC = 21 ONLY

FLYING W



START: IN LEFT SHOOTERS BOX, FACING DR, HANDS IN BODYGUARD POSITION.

PROCEDURE: *STRING ONE* — ON GO, DRAW AND ENGAGE PP1-PP5 LEFT TO RIGHT. ALL STEEL MUST FALL. *STRING TWO* — ON GO, DRAW AND ENGAGE PP5-PP1 RIGHT TO LEFT. ALL STEEL MUST FALL.

TARGET SETUP, BOM:

SHOOTERS BOX
2 PEPPER POPPERS
3 AMERICAN POPPERS

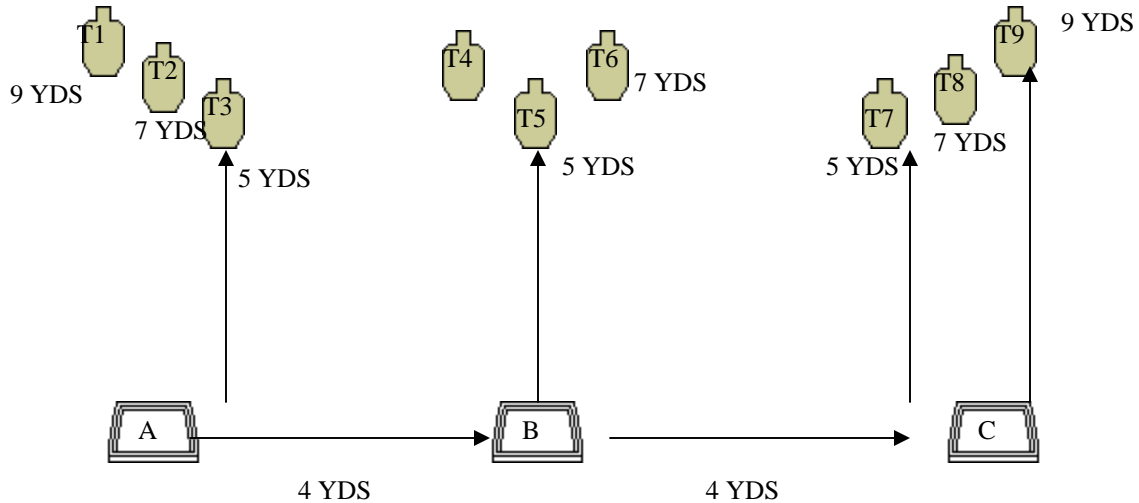
SCORING: TIME ONLY. RC = 5 MIN/STRING, 10 MIN/STAGE.

PENALTIES: 5 SEC PROCEDURAL.

OPTIONS, REMARKS: DP MAY BE ADJUSTED PER CRPC RULEBOOK.

DP CALCS $2.5 (D+1st) + (5 \times 1) = 7.5 \text{ sec}$

3 X 3



START: HANDS AT SIDES, FACING DOWN RANGE, SHOOTERS CHOICE OF BOXES.

PROCEDURE: ON GO, NEUTRALIZE THE 3 WB TARGETS DIRECTLY IN FRONT OF SHOOTER'S BOX. SHOOTER THEN MOVES TO ANOTHER BOX (SHOOTER'S CHOICE) AND REPEATS PROCEDURE UNTIL ALL TARGETS ARE NEUTRALIZED. TWO MANDATORY RELOADS BETWEEN FIRST AND LAST ENGAGEMENT.

TARGET SETUP, BOM: TARGETS ARE 5, 7 AND 9 YDS FROM BOXES; CENTER ARRAYS ON BOXES, 6" EDGE-TO-EDGE SPACING. 4YD SPACING ON BOXES. 9 WB'S WITH RIFLE STANDS, 3 SHOOTERS BOXES.

SCORING: NEUTRALIZATION.

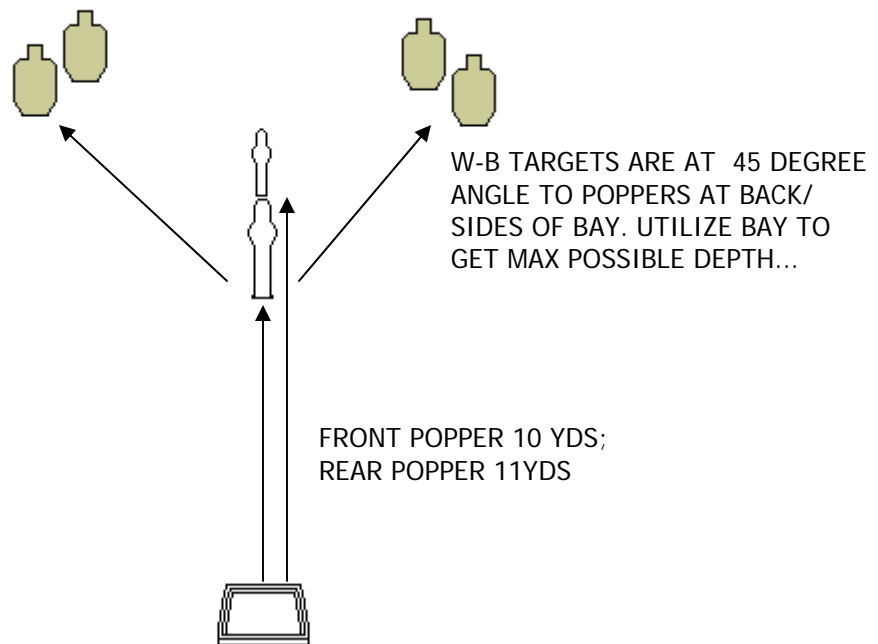
PENALTIES: 5 SEC NON NEUTRAL AND PROCEDURALS.

RC: 18 MINIMUM

DP: 15.00

REMARKS— CLEAN UP GRAPHICS ON CENTER ARRAY TO INDICATE PROPER PRESENTATION OF TARGETS.

MAN DOWN 3



START: STANDING IN SHOOTERS BOX, FACING RIGHT, HANDS AT SIDES; ON SECOND STRING SHOOTER STARTS FACING LEFT.

PROCEDURE: ON GO SHOOTER TURNS DR, NEUTRALIZES PP1/THEN PP2; R/O RECORDS TIME AND SHOOTER ADVANCES TO DOWNED WEAPON, **PERFORMING A MANDATORY RELOAD**, COVERING PP1 W/ PISTOL (OFF THE CLOCK) AND KICKS PISTOL AWAY FROM PP1. AT SOME TIME WHILE SHOOTER IS WITHIN 1 YARD OF DOWNED WEAPON THE R/O WILL GIVE ANOTHER START SIGNAL—THEN SHOOTER ENGAGES/NEUTRALIZES ALL W-B TARGETS ANY ORDER (**3 SHOTS EACH TARGET MINIMUM, NO MAXIMUM**).

REPEAT FOR SECOND STRING, THIS TIME START POSITION IS FACING LEFT.

TARGET SETUP, BOM:

- 4 W-B TARGETS IN STAND
- 1 PEPPER POPPER
- 1 AMERICAN POPPER
- 1 SIMULATED WEAPON
- SHOOTERS BOX

SCORING: DP, SHOOTING FOR NEUTRALIZATION

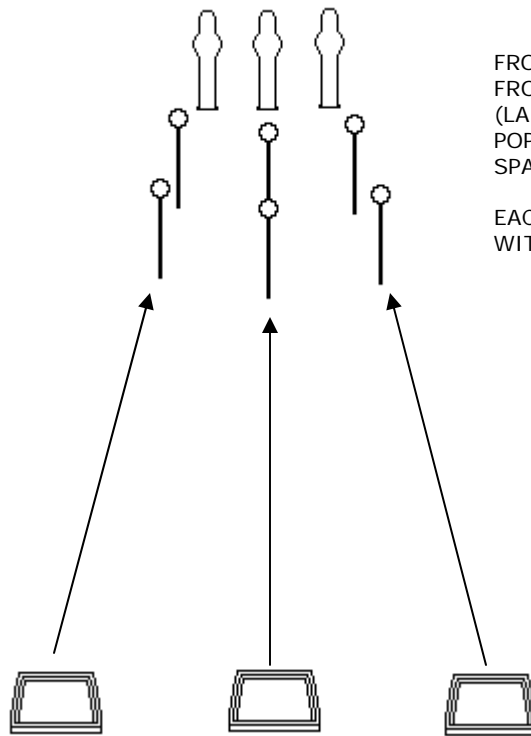
NOTES: RC = 5 MIN PER STRING; 10 MINIMUM PER STAGE

PENALTIES: 5 SEC PROCEDURAL.
RC = 14 MIN PER STRING/28 MIN PER STAGE

OPTIONS, REMARKS: DP MAY BE ADJUSTED PER CRPC RULEBOOK. TARGETS IN SUCH A WAY THAT MINIMIZES THE CHANCE OF A SHOOT-THRU. AT END OF STAGE EACH W-B SHOULD BE DOUBLE NEUTRAL WITH A MINIMUM OF 5 SCORABLE HITS (IF < 5 HITS, ADD ONE PROCEDURAL ONLY PER TARGET). R/O'S MUST BE ABLE TO COMMUNICATE POPPER STRING TIMES EFFICIENTLY SO AS NOT TO IMPAIR THE SHOOTER, BUT REMEMBER MOVEMENT TO THE POPPER IS "OFF THE CLOCK".

DP CALCS:

TRIPLE THREAT



FRONT ROW OF PLATES (SMALL) IS **10 YDS** FROM SHOOTERS BOX; 2ND ROW OF PLATES (LARGE) IS **12 YDS**; BACK ROW (AMERICAN POPPERS) IS **15 YDS**. BACK ROW HAS 12" SPACING BETWEEN POPPERS.

EACH COLUMN IS ARRANGED TO BE IN LINE WITH A SHOOTING BOX.

START: STANDING IN LEFT SHOOTERS BOX, FACING DOWNRANGE, HANDS IN GUARD POSITION.

PROCEDURE: ON GO, SHOOTER DRAWS FROM CONCEALMENT AND ENGAGES ONLY THE SMALL PLATE (10YDS), LARGE PLATE (12 YDS) AND AMERICAN POPPER (15 YDS) DIRECTLY IN LINE WITH THE BOX. ALL STEEL MUST FALL, ANY ORDER (BACK TO FRONT, FRONT TO BACK, ETC.).

MOVE TO MIDDLE AND RIGHT-SIDE BOX AND REPEAT FOR 2ND AND 3RD STRINGS.

TARGET SETUP,BOM:

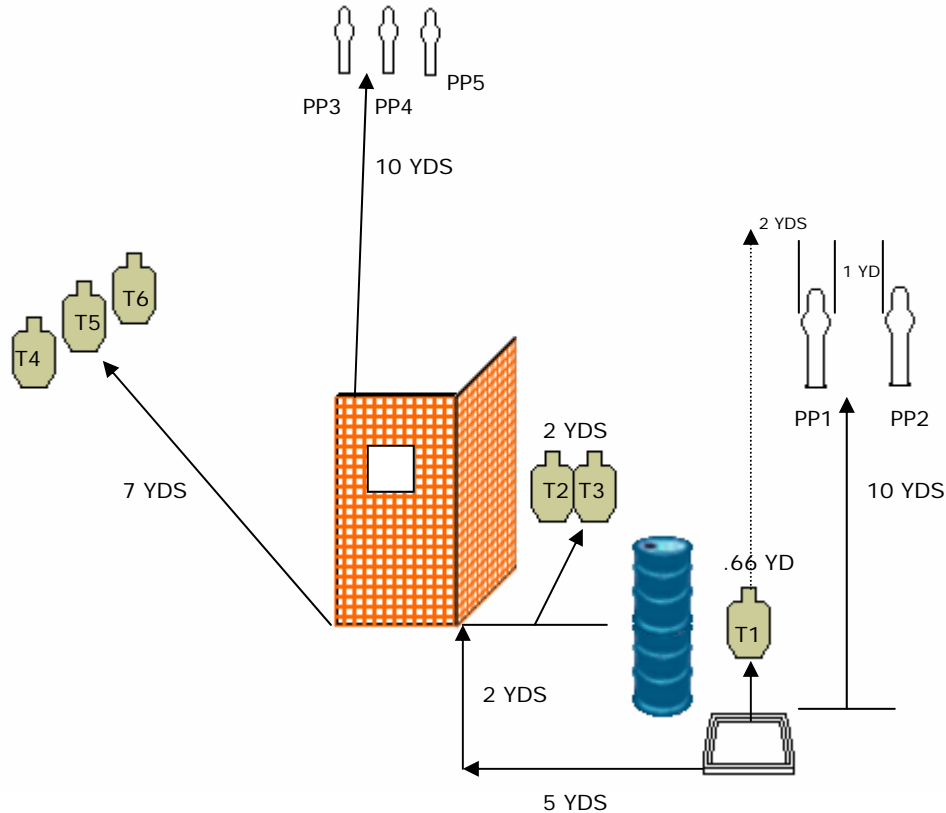
- 3 POPPERS (AMERICAN)
- 3 EACH 6" PLATES ON REBAR STANDS
- 3 EACH 12" PLATES ON REBAR STANDS
- 3 SHOOTERS BOXES

SCORING: TIME ONLY

PENALTIES: 5 SEC PROCEDURAL

REMARKS: STEEL MUST FALL TO SCORE

SHOOT, RUN FOR COVER



START: STANDING IN SHOOTERS BOX, FACING DR. , HANDS AT SIDES

PROCEDURE: ON GO SHOOTER DRAWS AND ENGAGES T1 KEEPING PISTOL CLOSE TO BODY, THEN ENGAGES AND NEUTRALIZES PP1/PP2 BEFORE LEAVING BOX. SHOOTER THEN PROCEEDS TO COVER OF BARRICADE, OPTIONALLY ENGAGING T2/T3 ENROUTE. FROM COVER OF BARRICADE SHOOTER WILL NEUTRALIZE T2-T4 AROUND RIGHT SIDE OF BARRICADE, PP3-PP5 FROM SHOOTING PORT IN BARRICADE, AND T4-T6 AROUND LEFT SIDE OF BARRICADE *WHILE USING COVER*. MANDATORY RELOAD BETWEEN FIRST AND LAST SHOT.

SHOOTER'S CHOICE ON ENGAGEMENT ORDER OF ARRAYS AROUND/THRU BARRICADE, BUT SHOOTER MUST DEMONSTRATE SOUND TACTICAL JUDGEMENT IN ENGAGEMENT ORDER *WITHIN* THE ARRAY (I.E., T4-6 SHOULD BE ENGAGED AS T4, THEN T5, THEN T6).

TARGET SETUP, BOM:

- 6 W-B TARGET IN STANDS
- 2 PEPPER POPPERS
- 3 AMERICAN POPPERS
- 2 VISUAL BARRIER/BARRICADES
- 2 BARRELS
- 1 SHOOTERS BOX

SCORING: TIME + PENALTIES

NOTES: WATCH/ENFORCE USE OF COVER; DO NOT SHOOT THE WOODEN BARRICADE USED AS A VISUAL BARRIER UNDER PERIL OF DQ.
T1, PP1 & PP2 MAY ONLY BE ENGAGED FROM THE SHOOTERS BOX.
RC = 17 MINIMUM

PENALTIES: 5 SEC PROCEDURAL., 5 SEC EACH TARGET NON-NEUTRALIZED

OPTIONS, REMARKS: DP MAY BE ADJUSTED PER CRPC RULEBOOK.
THE CONCEPTS BEING TAUGHT IN THIS STAGE ARE (1) QUICK ENGAGEMENT OF T1 BY NOT EXTENDING THE PISTOL AT THE TARGET DUE TO PROXIMITY AND (2) SHOOTING WHILE MOVING AS AN OPTION WITH T2/T3.